

# AJE01 - Seismic

## Wedge Anchor

Special Wedge Anchor, assembled with hex nut and special washer, Certified ETA-CE Option 1 and Performance Category C2-C1 Under Seismic Action.

### Advantages:

Wedge anchor for cracked and non-cracked concrete in seismic areas.

- European Technical Assessment - Option 1 (part 1 - 2 - ANNEX E)
- Performance Category C2-C1 for use under seismic action, according to ETAG 001 - ANNEX E
- Red ring shows the minimum embedment depth
- Easy Installation: just a few turns ensures the requires installation torque

### Applications:

- Timber construction
- Infrastructure and civil engineering
- HVAC equipment
- Steel frame construction

Item Code	Anchor size	Pcs. per Box	Pcs. per Ctn
AJE01 12 145	12 x 145 / 40	50	250

Additional sizes available on request



The digit identifies the max fixture thickness

The wedge body reaches a tensile strength of min 800 N/mm<sup>2</sup>

Special Expansion sleeve

Best raw materials and appropriate geometries in the conical part/ expansion sleeve guarantee high tension loads both in cracked and noncracked concrete.



European Technical Assessment  
ETA-11/0319 - ETAG 001 - PART 1 - 2  
and ANNEX E  
**OPTION 1:** cracked and noncracked  
concrete.  
Seismic assessment - performance  
category C2-C1.



Item included in TADS - Tecfi Anchor Design Software for computer aided design of Anchorage.

THE NEW STANDARD  
IN NEW ZEALAND  
CONCRETE FIXING

# AJE01-Seismic Wedge Anchor



### Additional products:



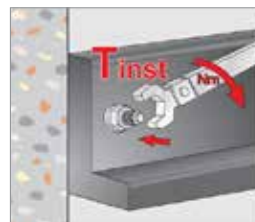
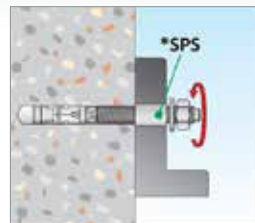
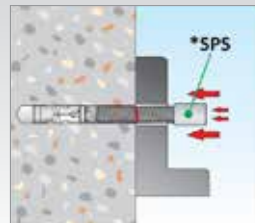

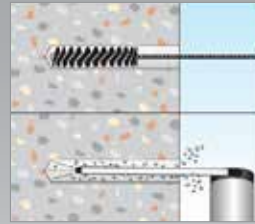

Large washer option



### EXO41

High performance  
4 cutter sds-plus

### Installation procedure:



THE NEW STANDARD  
IN NEW ZEALAND  
CONCRETE FIXING